











Wim Care



Technische Daten / Technical Data

| | F |  |  |  |  |  |  |  |  |  |
|---------|--------|---|---|---|---|---|---|--|---|---|
| Jars | F 4679 | 30 | 36 | 103 | 33,86 | 58 | 58 | 45,5 | GPI 400 / 54 | G 1098, GP 2236 |
| | F 4680 | 50 | 57 | 143 | 47,86 | 58 | 58 | 45,5 | GPI 400 / 54 | G 1098, GP 2236 |
| Bottles | F 4719 | 15 | 18 | 47 | 96,89 | 22,8 | 22,8 | 10 | GPI 400 / 18 | |
| | F 4720 | 30 | 36 | 76 | 118,89 | 27,7 | 27,7 | 10 | GPI 400 / 18 | |
| | F 4641 | 30 | 36 | 82 | 83 | 35 | 35 | 13,5 | GPI 410 / 22 | Pfeiffer Pump 63907, HGV 055 |
| | F 4642 | 50 | 58,4 | 119 | 122 | 35 | 35 | 13,5 | GPI 410 / 22 | Pfeiffer Pump 63907, HGV 055 |